

Briefing Session

Refugees and Migrants Needs Analysis

RMNA 2023

Brasília, 21 November 2023



PLATAFORMA NACIONAL

BRASIL



Plataforma de Coordenação
Interagencial para Refugiados
e Migrantes da Venezuela

Context and Balance of the Brazilian Response

Briefing Session
Refugees and Migrants
Needs Analysis
RMNA 2023
Brasília, 21 November 2023



PLATAFORMA NACIONAL

BRASIL



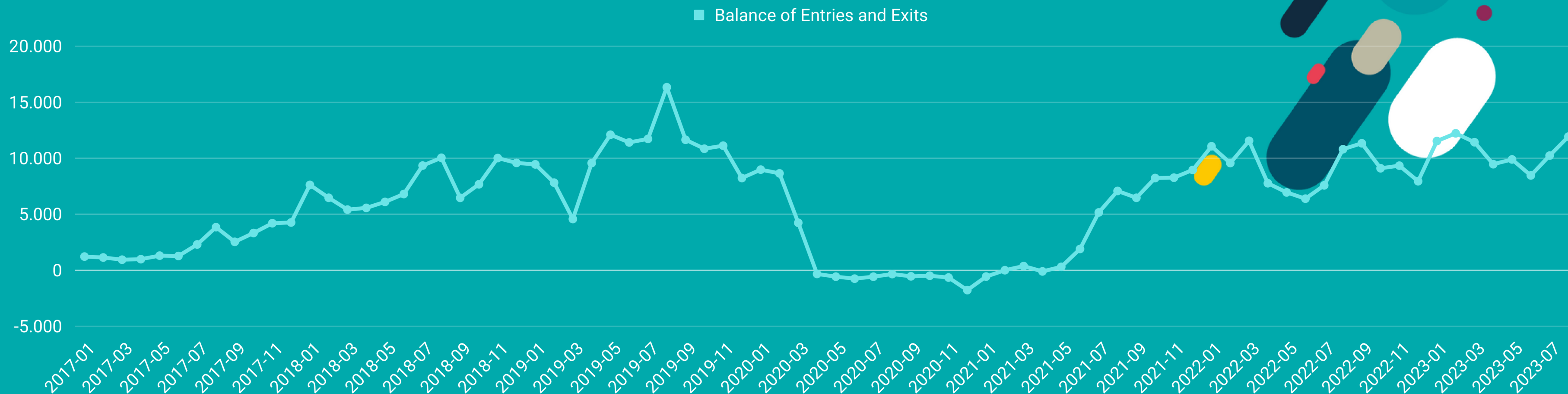
Plataforma de Coordenação
Interagencial para Refugiados
e Migrantes da Venezuela

Increase in Arrivals

Until August 2023, there was a continuous increase in the arrival of refugees and migrants from Venezuela to Brazil, reaching a total number of 127,430 people entering the country. Furthermore, in the month of August, the highest monthly number of regular entries was recorded since borders were re-opened in June 2021, with a total of 17,690 entries.

Intention of Remaining in the Country

An exit monitoring exercise carried out jointly on a regular basis by R4V partners in Pacaraima between August and October 2023 revealed that 80% of those interviewed who left the country had the intention going only temporarily to Venezuela and then returning to Brazil.



Scenario

125k people

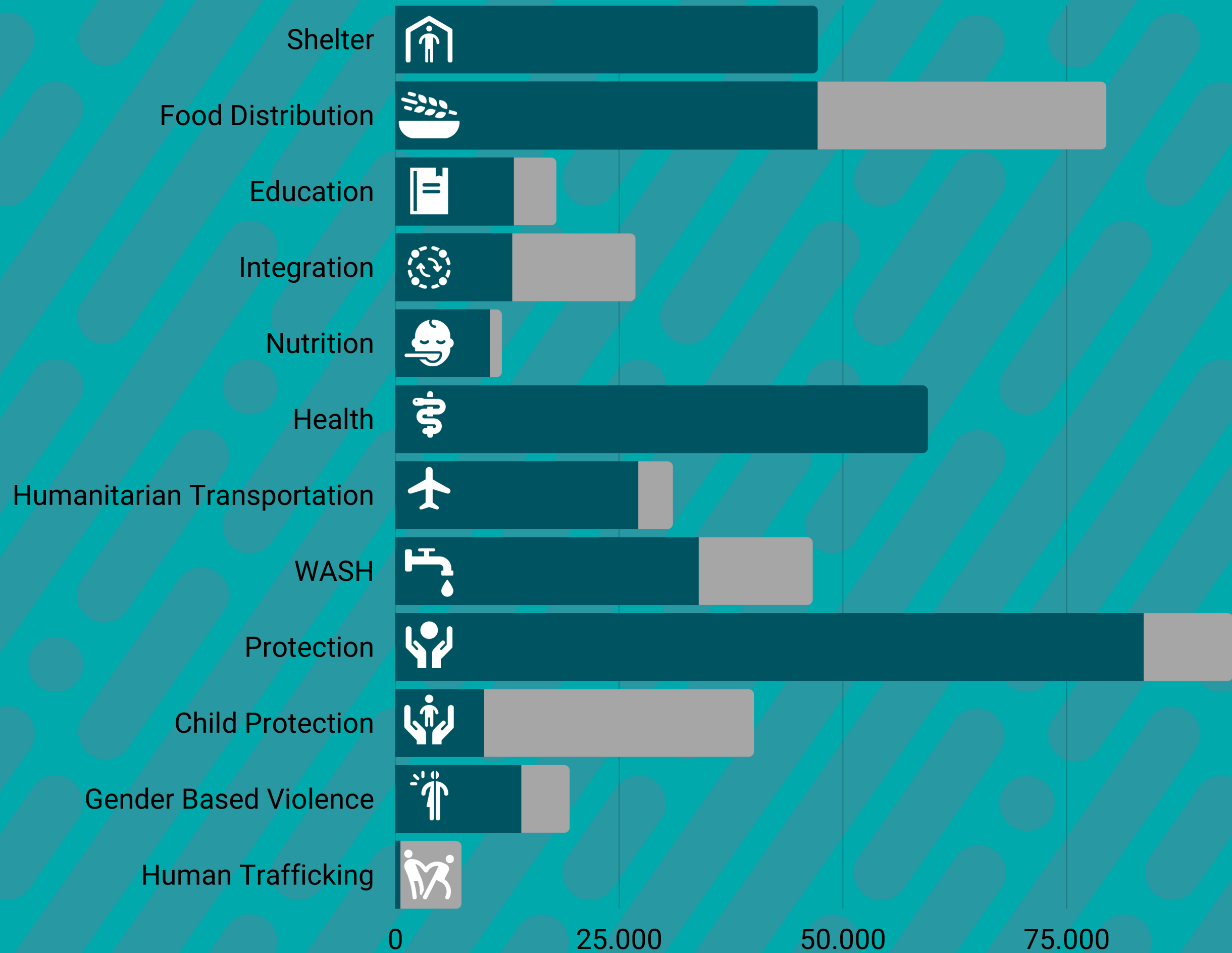
assisted in 2022

115k

refugees and migrants

10k

members of the host community



R4V Brazil Platform and its Partners

Briefing Session
Refugees and Migrants
Needs Analysis
RMNA 2023
Brasília, 21 November 2023



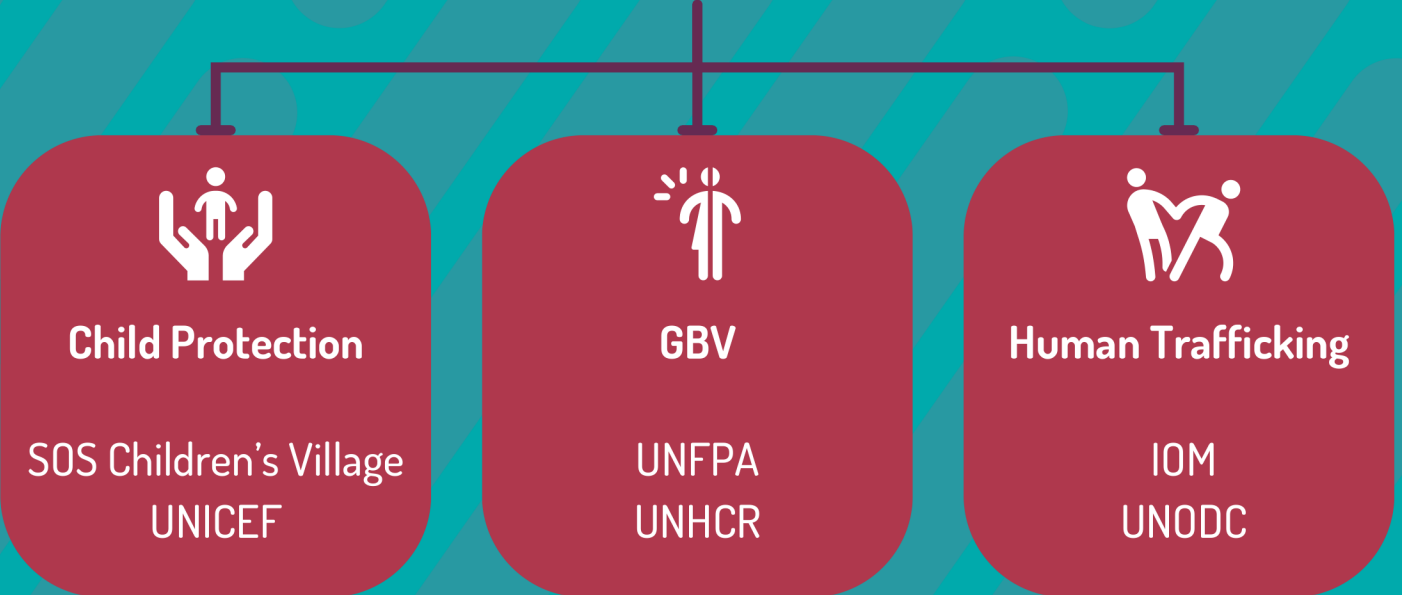
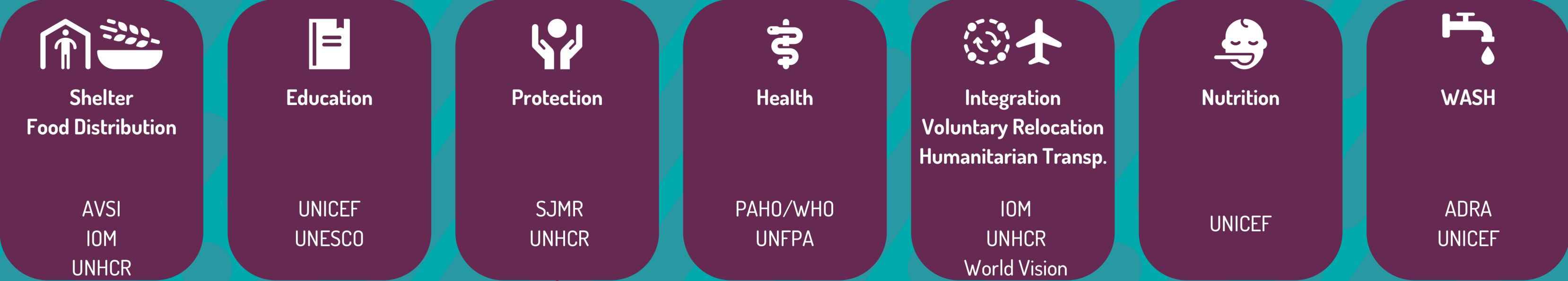
PLATAFORMA NACIONAL

BRASIL



Plataforma de Coordenação
Interagencial para Refugiados
e Migrantes da Venezuela

Sector Structure



Working Groups



Support Groups



Partner Organizations



Needs Assessment Methodology

Briefing Session
Refugees and Migrants
Needs Analysis
RMNA 2023
Brasília, 21 November 2023



PLATAFORMA NACIONAL
BRASIL



Plataforma de Coordenação
Interagencial para Refugiados
e Migrantes da Venezuela

RMNA Sources:

Firsthand Data Collection

JNA

+

Secondary
Data Analysis

JNA Methodology

Questionnaire

Built and validated by national sectors and aligned with regional sectors. The idea is to further standardize questionnaires in the region to create comparable data between national R4V platforms.

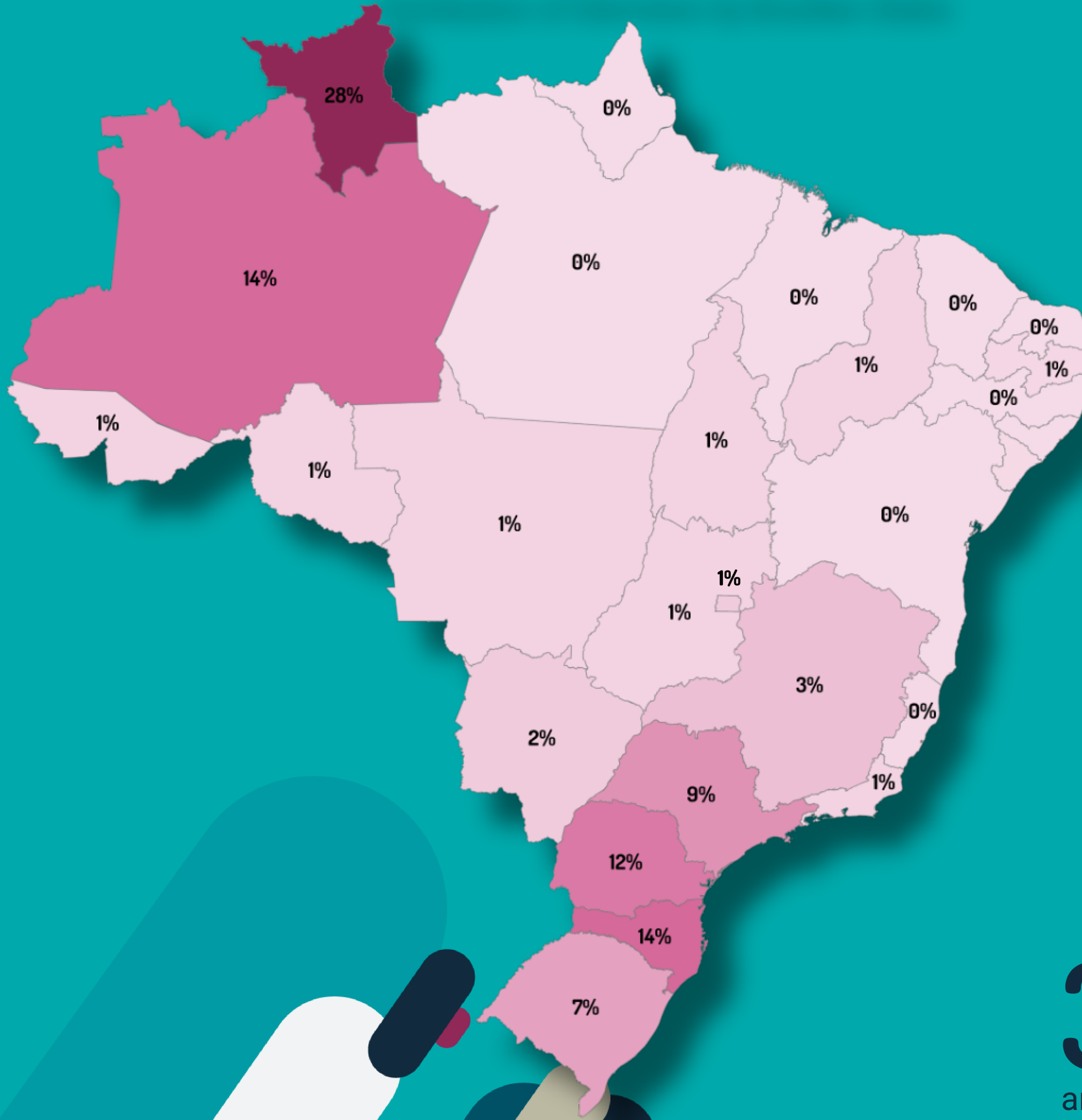
Interviews

Telephone interviews with 812 *hogares* (groups made up of people who live in the same space and eat from the same pots, even if they are not related by blood). All people interviewed were 18 years of age or older.

Data Collection

From 17 June to 8 July, 2023.

Distribution of Interviews by Brazilian States



812
interviews

3.311
analysed persons

Demographics



391
male
respondents

417
female
respondents

4 non-binary
respondents


48% female

52% male

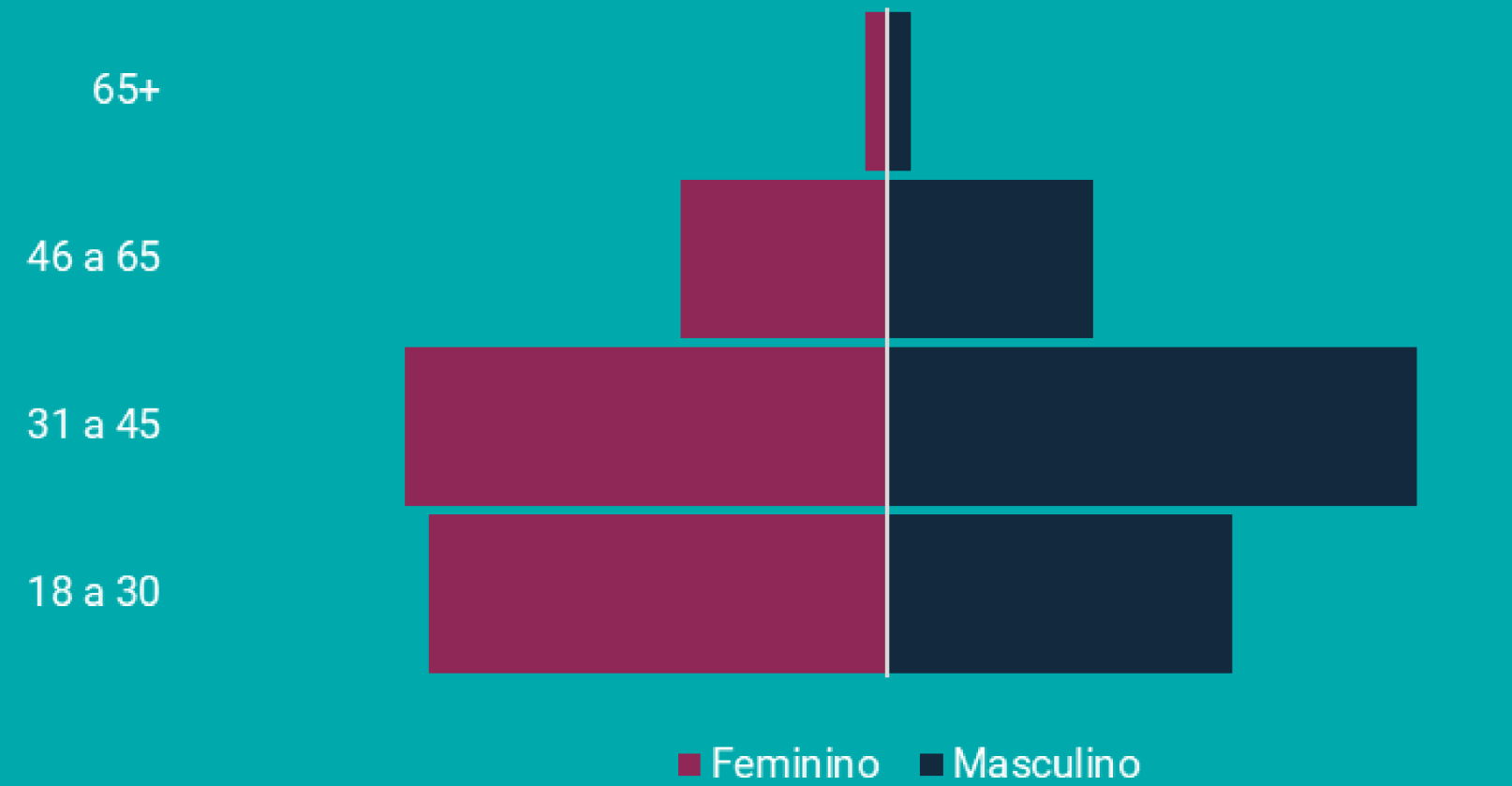




Age and Gender Distribution (Analysed Persons)



Age and Gender Distribution (Interviewed Persons)





14%

of women were pregnant or breastfeeding

71%

of *hogares* had people under 18 years old

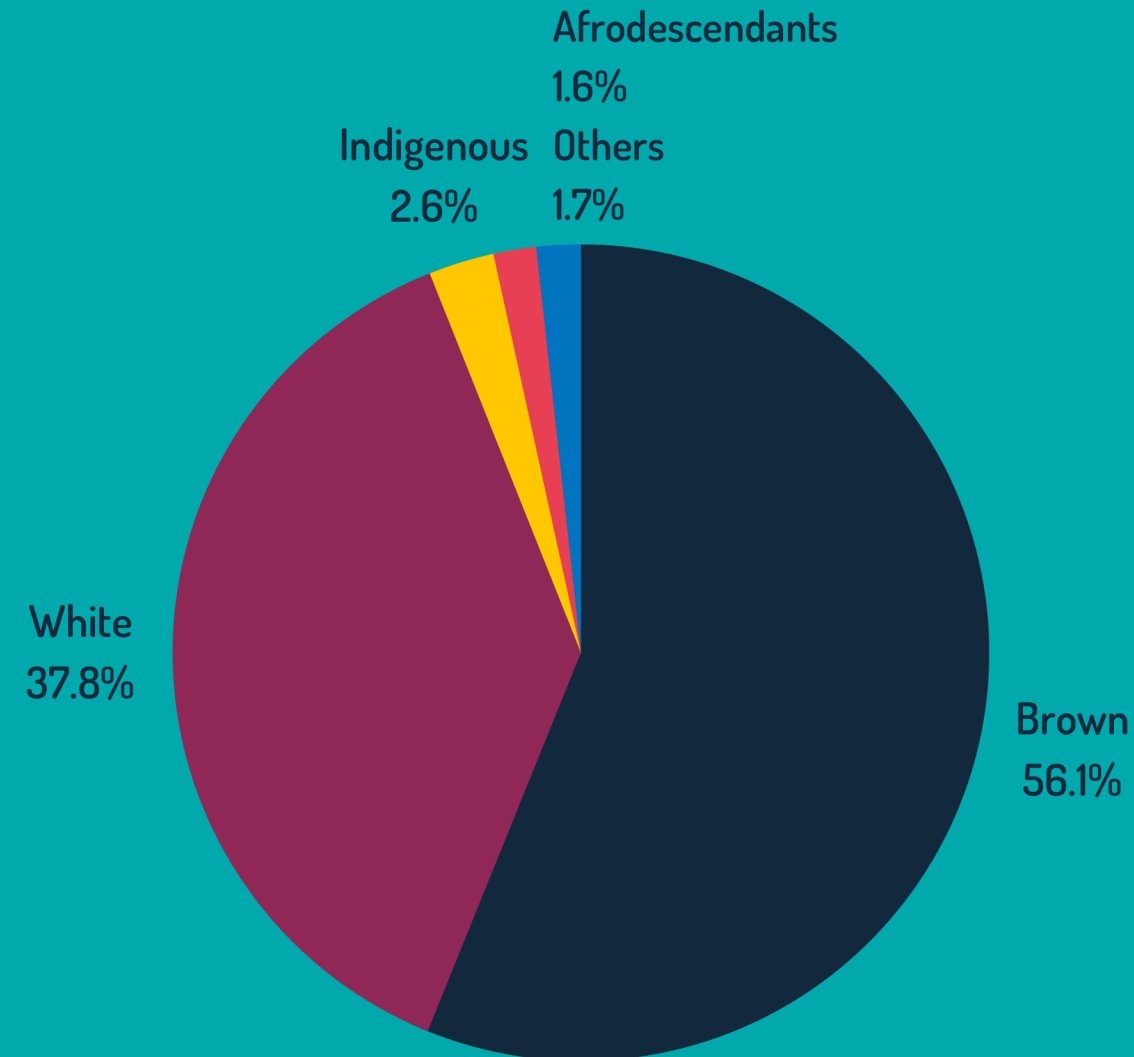
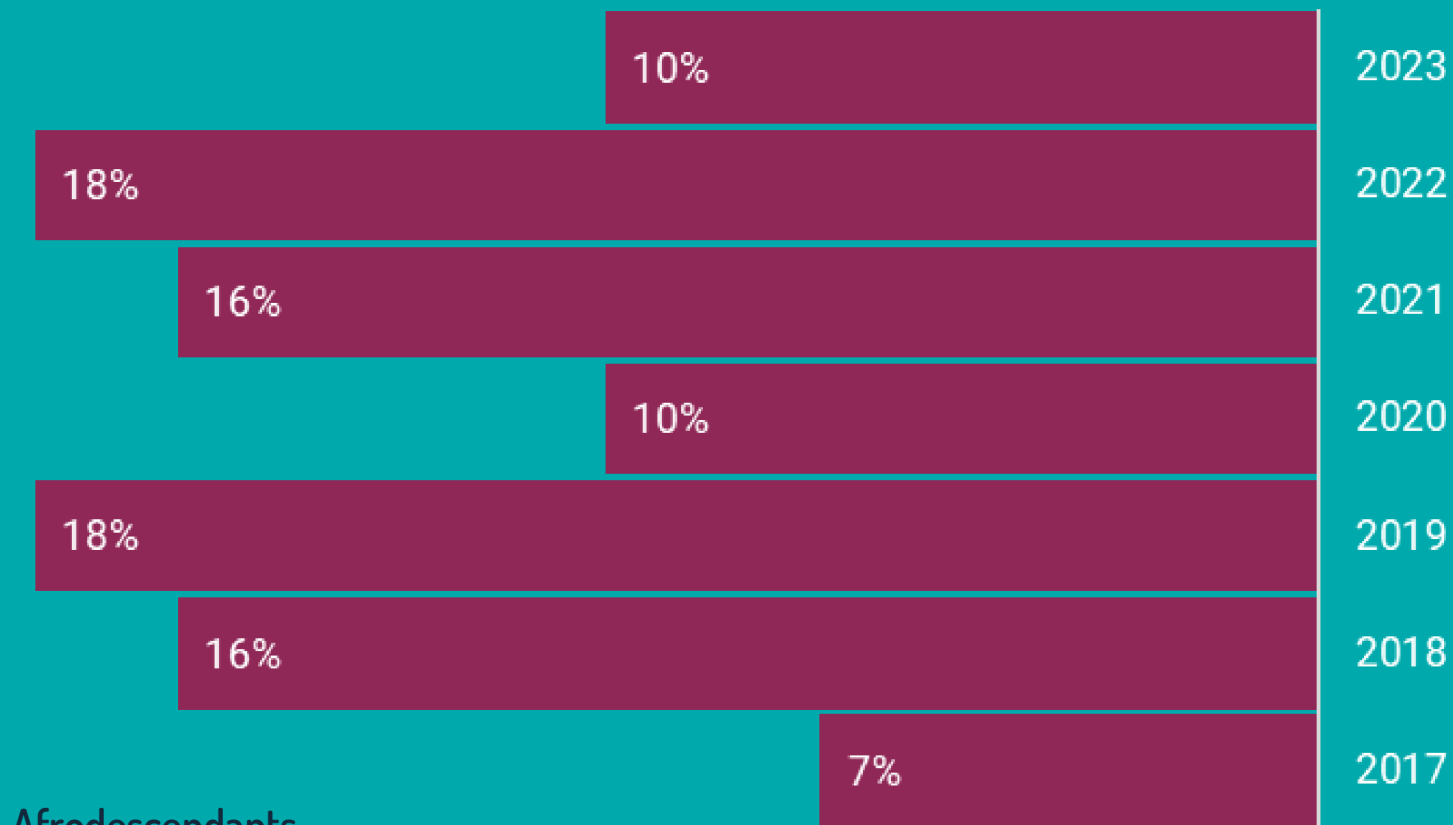
54%

of people outside Roraima and Amazonas were interiorized

87%

of the people interviewed intended to remain in Brazil for the next twelve months

Year of Arrival in Brazil



5,3 persons



average *hogar* size

Sectoral Needs

Briefing Session
Refugees and Migrants
Needs Analysis
RMNA 2023
Brasília, 21 November 2023



PLATAFORMA NACIONAL
BRASIL



Plataforma de Coordenação
Interagencial para Refugiados
e Migrantes da Venezuela

Food Distribution



52%

of the households
were not eating enough
food in **Brazil**



63%

of the households
were not eating enough
food in **Roraima**

Food insecurity more prevalent in **households headed by women, households with persons with disabilities and afro-descendants.**



Nutrition



One in every five pregnant or lactating woman sought nutrition services but could not access them.



One in every five children under 5 years old sought nutrition services but could not access them.

18%

of children under 6 months were exclusively breastfed

Health

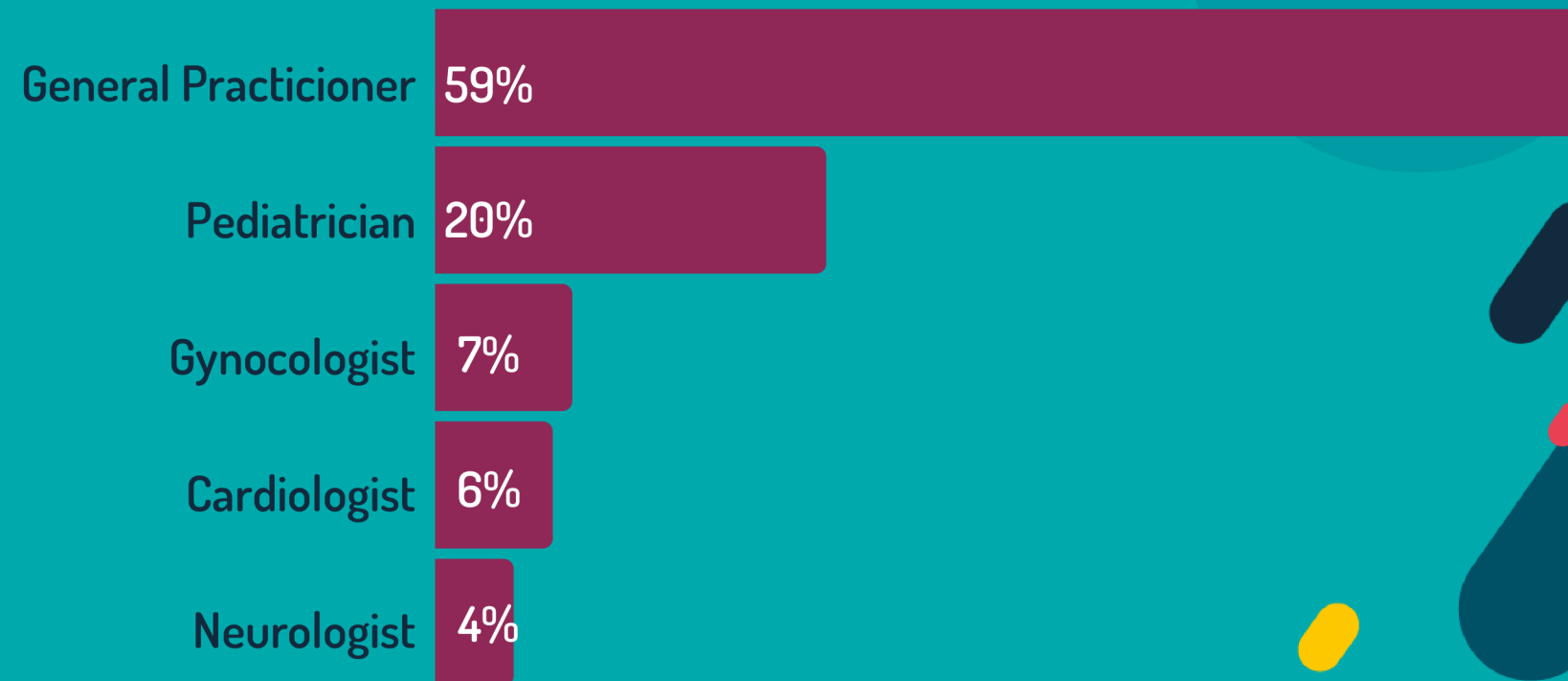


59%

of households reported health care needs

Health care needs were more prevalent in **households headed by women**, households with **afro-descendants** and **persons with disability**.

Types of health care needs



24%

of **households** have at least one **person with disability**

7%

of the **analysed persons** have at least one **type of disability**



WASH

13%

of the households have **no access to sewage** in Roraima and Amazonas

51%

of the communities reported the presence of **flies, rodents and exposed solid waste**

46%

of the households in Roraima without access to piped water **reported diarrhea or dysentery**



Shelter

24%

of the households do not know
if they will have a place to live in
the next month

600

persons living in the streets
of Boa Vista and Pacaraima
as of May 2023



Protection

95.200

new arrivals in the first half of 2023

38%

of refugees and migrants have at least one **specific protection need**

34%

of refugees and migrants reported incidents of **xenophobia**

Xenophobic discrimination more prevalent in households with **persons with disabilities** and **afro-descendants**.



Human Trafficking

29%

per cent of refugees and migrants worked in Brazil without getting paid

17%

per cent of refugees and migrants were deceived about their working conditions





One in every four refugee and migrant women **feel at greater risk of suffering physical violence**

Nationally, there was an increase in all cases of GBV, especially rapes (8.2%) and femicide (6.1%).

Protection risks are more persistent in the refugee and migrant population. Women, girls and the LGTBQIA+ population are more affected.

GBV



Child Protection



2.276

UASC cases identified in Roraima
from January to October 2023

In the first half of 2023, Amazonas and Roraima were the states with **the most reported cases of violence** against Venezuelan children through Disque 100.

Roraima was the state with the **highest proportion** of refugee and migrant children among the total population of **children rescued from child labour**.

Education

3.000

children and adolescents waiting
for school vacancies

36%

of children who arrived in
2023 (ages 6 to 17)
are out of school

50%

of indigenous refugee and migrant
adolescents ages 15 to 17
are out of school



Integration



28%

of the heads of households are working informally
Brazil



47%

of the heads of households are working informally
Roraima



58%

of the heads of households are working informally
Amazonas



Humanitarian Transportation



49%

of refugees and migrants in Roraima and Amazonas are unemployed



Only 30% of relocated persons through interiorization with job placement were female.

Food Insecurity



47%

Relocated

55%

Non-relocated

Difficulties in accessing health care



20%

Relocated

26%

Non-relocated



R4V Website

jerabek@unhcr.org
brandao@unhcr.org



RMNA 2023

dnaranjo@iom.int
agama@iom.int
stabosa@iom.int



PLATAFORMA NACIONAL
BRASIL



Plataforma de Coordenação
Interagencial para Refugiados
e Migrantes da Venezuela